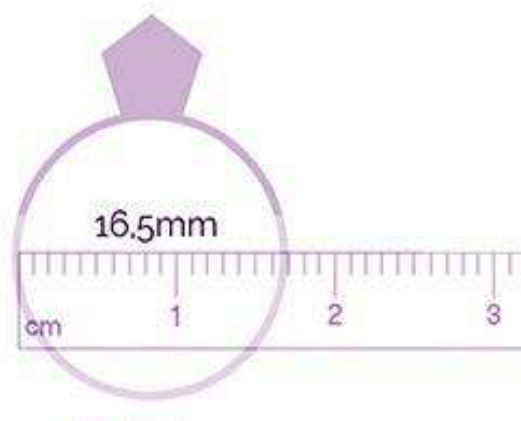



¿Cómo saber la talla de tu anillo?

La forma más fácil y eficaz para conocer tu talla es medir el diámetro de los anillos que usas o de algún anillo que pidas prestado y que te quede bien para hacer la prueba.

Medir el diámetro de los anillos es muy sencillo, puedes hacerlo con una regla o un metro, así:



Cuando hayas determinado el diámetro del anillo, compara el resultado con nuestra plantilla para determinar la talla correspondiente.

blue Nile. HOW TO DETERMINE YOUR RING SIZE

Prior to printing, ensure that Page Scaling is set to "100%" on your print dialog box(To open the print dialog box, press CTRL +P)

This ring sizer guide only serves as a referencing tool, **for the most accurate result, please order our free ring sizer**

Measure the bar below.
It must be exactly 30 mm long.



Free Ring Sizer (Our Most Accurate Ring Sizer)

Get your free ring sizer at: <https://www.bluenile.com/education/rings/find-your-ring-size>

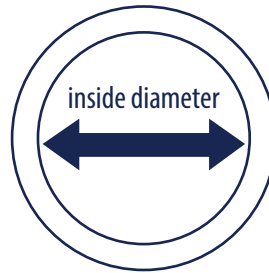
Ask a family member or friend to use the plastic rings while sizing their finger in front of her or him and to compare sizes. Then they can pass the information along secretly to you.

Measure Current Ring

1. Select a ring that properly fits the intended finger.

Engagement and wedding rings are traditionally worn on the ring finger on the left hand in the United States.

2. Place the ring over the circles to the right. Matching the **inside edge of the ring** to the circle nearest in size. This measurement refers to the inside **diameter** of the ring.
3. If the ring falls between two sizes, order the larger size.



Circles in US ring size and diameters.

Measure Your Finger

Your ring should fit your finger comfortably; snug enough so that it will not fall off, but loose enough to slide over your knuckle.

Finger size changes depending on time of the day and the weather, for better results:

1. Measure your finger at the end of the day and when your fingers are warm. (Fingers are smaller in the early morning and when cold.)
2. Measure your finger size 3 to 4 times to eliminate an erroneous reading.

Avoid using string or paper to measure ring size as these materials can stretch or twist, yielding an inaccurate measurement.

Tips For Buying The Ring As A Surprise

Ask your significant other's friends or mother if they know her finger size.

Borrow one of your significant other's rings (from the correct finger) and use the ring measurements to the right to determine its size.

Free Resizing

Blue Nile provides complimentary resizings on all customized engagement rings during the first year. Simply call a Diamond and Jewelry Consultant to arrange for your free resize.

